

Holter Report

Alerte Digital Vet

Page 1 of 2

PATIENT DEMOGRAPHICS

Name	Carlos	Scanned By	Vet Clinic
Age	17	Test Date	14/09/2024
		Analysis Date	9/10/2024
Species	Canine	Hookup Time	2:27 PM
Breed	Maltese-Shitzhu	Recording Time	24 hr 0 min
Gender	Male	Analysis Time	24 hr 0 min

CONCLUSION

The Holter monitoring results for Carlos, a 17-year-old Maltese-Shih Tzu, indicate the presence of frequent supraventricular ectopy, including 371 SVE beats (3.75% of total beats), 142 PACs, and a significant atrial run with a peak heart rate of 169 bpm and a duration of over 6 minutes. While sinus rhythm was maintained for the majority of the recording, there were brief periods of sinus tachycardia (1.80% of the recording). No episodes of atrial fibrillation or significant ventricular arrhythmias were detected, and the heart rate variability parameters suggest preserved autonomic tone.

In conclusion, Carlos shows signs of supraventricular arrhythmia, likely age-related or secondary to systemic factors such as stress or underlying conditions. While no life-threatening arrhythmias were observed, the prolonged atrial run and frequent PACs warrant further evaluation to assess potential clinical significance. A comprehensive geriatric cardiac assessment, including an echocardiogram to evaluate structural heart changes, blood pressure monitoring, and laboratory tests to assess thyroid function and electrolyte balance, is recommended.

HEART RATE DATA

Total Beats	9934	Min HR	67 BPM at 4:25:14 PM
Avg HR	119 BPM	Max HR	210 BPM at 2:33:28 AM
Brady Duration	-	Tachy Duration	00:25:54 (1.80%)

HEART RATE VARIABILITY

ASDNN 5	330.3 msec	SDNN	774.2 msec
SDANN 5	2491.8 msec	RMSSD	940.5 msec

VENTRICULAR

Total VE Beats	0 (0.0%)	Triplets	0 Events
Total VE Rhythm	0	Couplets	0 Events
- Beats	0	Single/Interp PVC	0/0
- Longest	0 Beats at 2:27:33 PM	R on T	0
- Fastest	0 BPM at 2:27:33 PM	Single/Late VE	0/0
		Bigeminy/Trigeminy	0/0 Beats

SUPRAVENTRICULAR

Total SVE Beats	371 (3.7%)	Couplets	30 Events
Total SVE Rhythm	11	Pause/Late	0/124
- Beats	42	Longest R-R	1.3 sec at 8:46:46 PM
- Longest	7 Beats at 4:24:41 PM	Single PAC	142
- Fastest	169 BPM at 4:03:18 AM	Bigeminy/Trigeminy	3/0 Beats

ATRIAL FIBRILLATION

Beats	0	Events	0
Total Duration	-	Longest Duration	-
Avg HR	0 BPM		

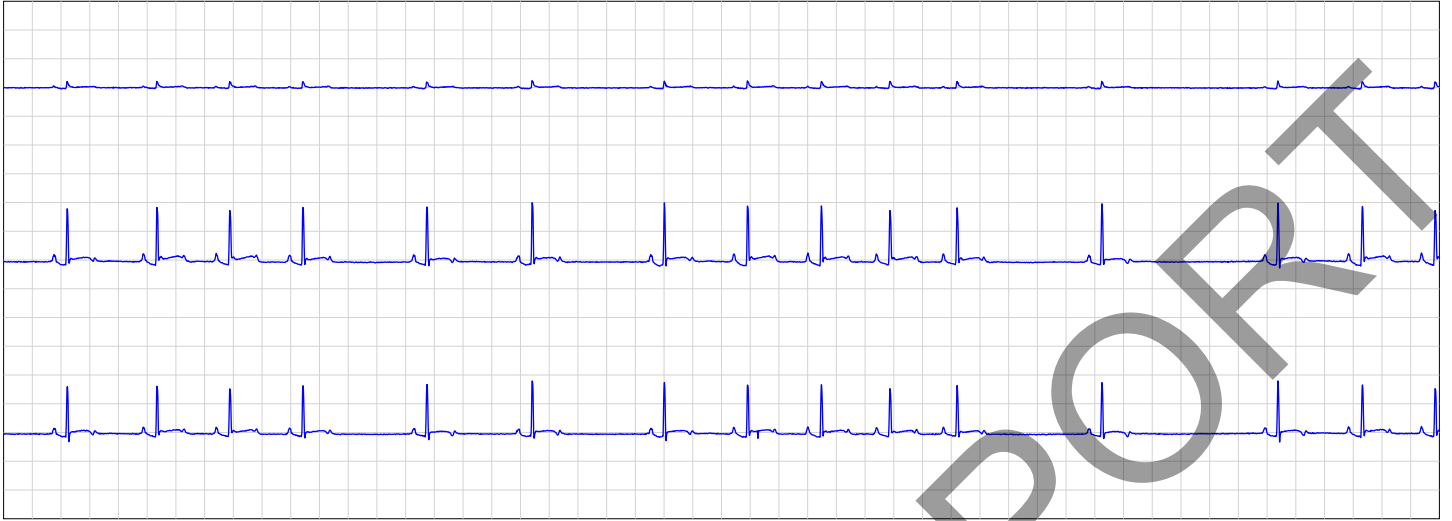
Holter Report

Alerte Digital Vet

Selected Strip

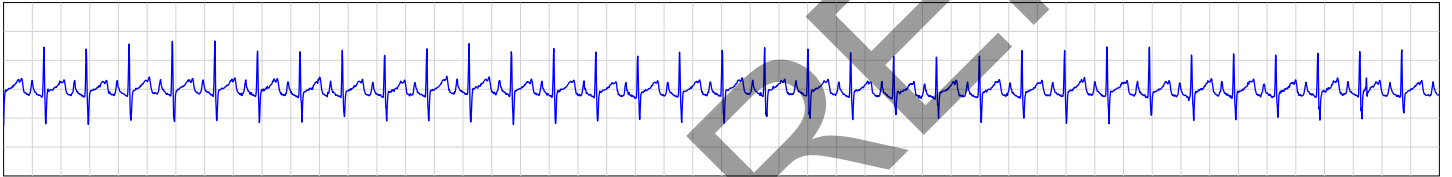
14/09/2024 08:45:48 PM 88 BPM 2nd Degree AV Block

Strip 1 of 5



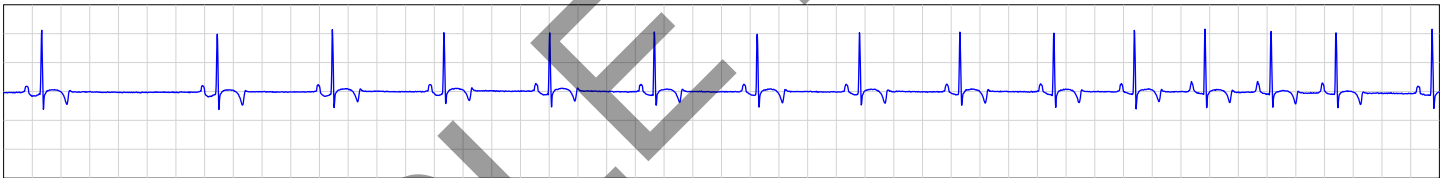
15/09/2024 02:33:18 AM 203 BPM Tachycardia

Strip 2 of 5



14/09/2024 04:24:55 PM 86 BPM Atrial Ectopic

Strip 3 of 5



15/09/2024 09:54:00 AM 102 BPM Sinus

Strip 4 of 5



15/09/2024 11:31:07 AM 85 BPM Atrial Bigeminy

Strip 5 of 5

